




PRESENTATION TOOLS NEWSLETTER

VOLUME 4 ISSUE 1 • AUGUST 2005



Mobilepresenter® BT with Bluetooth Technology—The Latest Addition to the Numonics Family of Interactive Products!

Numonics is pleased to announce the latest addition to its Interactive Products Division (IPD) product line - the Mobilepresenter® BT!

So, *how* does the Mobilepresenter® BT work and *what* exactly does this new tablet do?

The How

The Mobilepresenter® BT communicates with a computer (Windows 2000 & XP) through a wireless Bluetooth interface that plugs into any USB port on the computer.

The What

Mobilepresenter BT allows you to navigate your computer while moving around

the classroom or board room. You are no longer rooted to the front of the room. The Mobilepresenter® BT breaks the chains with innovative Bluetooth technology.

Softkeys located across the top of the tablet allow instant access to Presentation Tools, such as Annotation Pens, Spotlight and Reveal. The tablet also includes a clip art library with over 2000 images from various categories, including "Geography," "Math," "Science," "History" and "Technology."

The MP BT is a great *addition* to any interactive whiteboard (IWB) or it can be used as a cost effective *alternative* to one. The Mobilepresenter® BT offers all of the software features of an IWB at a fraction of the cost! You can annotate over any programs or web pages you have displayed, you can write your notes in a Virtual White-Board (VWB) session to print or email at the end of the class or meeting, and you can insert clip art into your presentation for added inter-



Mobilepresenter® BT is a Bluetooth tablet that works with a computer, data projector and a projection surface to create an interactive learning environment. Bluetooth technology allows the pre-

est. Now you can enjoy a higher level of interaction with your audience while delivering more captivating presentations or lessons.

To learn more about this new product, please visit our product web page at www.interactivewhiteboards.com/bluetoothtabletindex.html.

Inside this issue:

New MMX Pen	2
IPM 9.1 for Windows	2
New IPD Trainer	3
Easiteach Software	3
Customer Testimonial	4



New MMX Pen for IPM



Once again, we have listened to the market and enhanced our interactive products by designing a new MMX Pen for use with IPM products. The new pen design is larger in size, heavier in weight, and more robust in performance and durability.

The MMX pen uses a standard AA battery or AAA battery (with the use of the included AAA battery adapter), thus eliminating the need for a charger cable. You can use rechargeable AA or AAA batteries if you prefer, but the

MMX Pen itself does not have recharging capability. With a AA battery, the pen provides a minimum life of 400 hours (active / continuous use). With a AAA battery, the pen's minimum life is 180 hours (active / continuous use). The MMX Pen goes into "sleep mode" when not in use to save battery life.

It's compatible with current and previous versions of the IPM interactive whiteboard and software releases, and each MMX Pen includes a kit that has one (1) AA battery, one (1) AAA battery, one (1)

AAA battery adapter and two (2) replacement pen tips.


The MMX Pen started shipping with IPM 1000 and 2000 domestic education units on July 1st, 2005, and it is now the standard pen for all domestic education shipments. The price is \$79.99, the same as the Multimedia Pen. Numonics will continue to offer the older version Multimedia Pen (corded and cordless) as an optional accessory. The "Take 2 Program" will be updated to include the MMX Pen.

IPM Software Release 9.1





We are constantly asking teachers what they like and dislike about our interactive whiteboard family of products. That information provides us with the insight and motivation to constantly improve the features and functions of all of our collaborative communications products. Release 9.1 of our IPM software features a variety of important and innovative features.


Major enhancements to our Virtual Whiteboard (VWB) software are the cornerstone of release 9.1. A careful review of the new menu toolbar (see above) indicates the following changes:

Easiteach Studio Integrated
IPM Release 9.1 was developed with appropriate links to recognize RM Learning's Easiteach Studio software, when it is present. RM's Easiteach Studio can be launched through this icon while in VWB  or through the IPM


Selections Box (see Easiteach Studio article on page 3).

ClipArt Library Integrated
The image on the far right of the tool bar will open the new Sherston library of over 2,000 clipart images developed for the education market. Each image has accompanying text and both can be easily copied into a VWB session. 

Record and Playback
This icon to the right activates the record and playback feature for recording sessions in real time (without audio). The playback mode has several options to create various playback scenarios. 


Line Width Choices
The image on the right will open to predefined line widths as an option. You can also use the slide bar to create a unique line width. 

Drawing Tools - Fill Option
After creating either a

square/rectangle or a circle you can color fill the image created using this icon. 

The right mouse menu features now allows the user to select the drawing and object tools from the pop-up window instead of using the tool bar.



Object Features
Resize, rotate, and flip images after identifying an object using this icon. You can now resize, rotate, flip or mirror the image with the new object tools. 

Resource Files for Internet
Teachers have helped us compile over 400 web pages covering various subjects like History, Math, etc. The resource files are organized by subject and are easily accessible from the user interface.

This latest release of IPM software is available to download for FREE on

Numonics' web site at the following address: www.interactivewhiteboards.com/support/drivers.htm

Did you know that you can change the backgrounds in the Virtual WhiteBoard for both the IPM and DPA?

Sign up for our IPM "Basics" web training OR schedule DPA web training to learn how!

According to the Central Susquehanna Intermediate Unit (CSIU), PEPPM is “the single most cost effective bid-protected source for all your technology purchases.”

In the state of Pennsylvania, CSIU administers the PEPPM contract. The contract provides the very best pricing for technology for the entire

education community; public libraries; local, county and municipal governments, authorities; and other non-profit agencies where permissible by statute or regulation. PEPPM prices include free shipping and handling and offers a convenient one-stop, most often, no-bid-required source for technology.

Besides Pennsylvania, PEPPM has been extended to Illinois,

Ohio and California, and other states are currently under consideration to be added to PEPPM. Many Numonics resellers are PEPPM-approved in the four states.

CSIU, Numonics and a growing number of resellers are working together serving these diverse markets and increasing PEPPM sales each of the past several years. The process is simple. A school

places a PEPPM order with CSIU who then sends the order to the reseller who orders from Numonics like normal. PEPPM has become a viable alternative to other contract vehicles in PA, IL, OH and CA.

To learn more about PEPPM and how you can purchase technology off this exceptional contract, visit www.peppm.org.

Introducing Karen Allen — Numonics’ New IPD Product Trainer



Karen Allen, Product Trainer

We are pleased to welcome Karen Allen, the new product trainer for Numonics! Karen comes to us with

over 5 years’ worth of training experience and a lot of great ideas for our web-based training program. And watch out! Her enthusiasm is contagious. She approaches each training session with the intent of teaching her attendees what they need to know to implement their Numonics interactive whiteboard in their classroom or conference room.

She conducts IPM and DPA training sessions every week, and she has also added several new sessions, such as Q&A for our customers to have their specific questions

answered.

If you cannot attend one of our regularly scheduled web-based training session, feel free to contact Karen to set up a special training session. She is more than happy to work with YOUR schedule.

You can register for Karen’s

weekly training sessions at <http://numonics.webex.com> or you can schedule a special session by emailing Karen at training@numonics.com or by calling her at 1-800-523-6716.



RM Educational Software for Windows

In keeping with an innovative summer, Numonics Corporation and RM Learning of the United Kingdom have entered into an agreement to distribute RM Learning’s **Easiteach Studio** on all domestic education IPM 1000 and 2000 Windows products effective June 21st. The **Easiteach Studio** software has a retail price of \$380, but Numonics is providing it to its U.S. education customers at absolutely no charge with the purchase of a new IPM 1000 or 2000.

Easiteach has the most comprehensive interactive teaching tools for schools, and it makes lesson plan development easy. The software includes 32 lessons, 8 simulations, 2 games, 1 video, over 2,000 pictures and numerous educational tools.

The **Easiteach Studio** software has been integrated with the latest release of the IPM software 9.1. Once a customer loads the RM Easiteach Studio software it will be recognized by the IPM 9.1 software and icons will appear in both the virtual

whiteboard menu and the IPM selections dialogue box. The **Easiteach Studio** software is provided on a CPU license basis only. Unlike our IPM software, **Easiteach Studio** may not be copied and placed on multiple machines in a school or school district. The license agreement specifically provides for a single use license on one CPU.

For more information on this exciting addition to IPM, please contact us at 1-800-523-6716 or email us at numonics@numonics.com.

Yes, you can use dry-erase markers on Numonics’ interactive whiteboards.

However, if you do use dry-erase markers, use a good whiteboard cleaner to prevent residue build-up.

**Interactive Products Division—
Numonics Corporation**

**101 Commerce Drive
PO Box 1005
Montgomeryville, PA 18936**

Phone: 215-362-2766

Phone: 800-523-6716

Fax: 215-361-0167

Email: numonics@numonics.com

Web: www.interactivewhiteboards.com



"The Interactive Whiteboard People"

Numonics Corporation is located in Montgomeryville, PA, just outside of Philadelphia. We have been manufacturing computer peripheral equipment for over 30 years. In 1994, the Interactive Products Division of our company was formed and we entered the presentation graphics and education markets with an innovative product designed to revolutionize interactive computer generated presentations. Numonics has won industry awards for product innovation, design engineering and computer productivity.

Numonics products are available through an international network of systems integrators, OEMs, resellers and distributors throughout the United States, North and South America, Europe, Africa and the Far East.

Having Technical Support Issues?
Call our FREE Tech Support
Hotline for at
1-800-523-6716



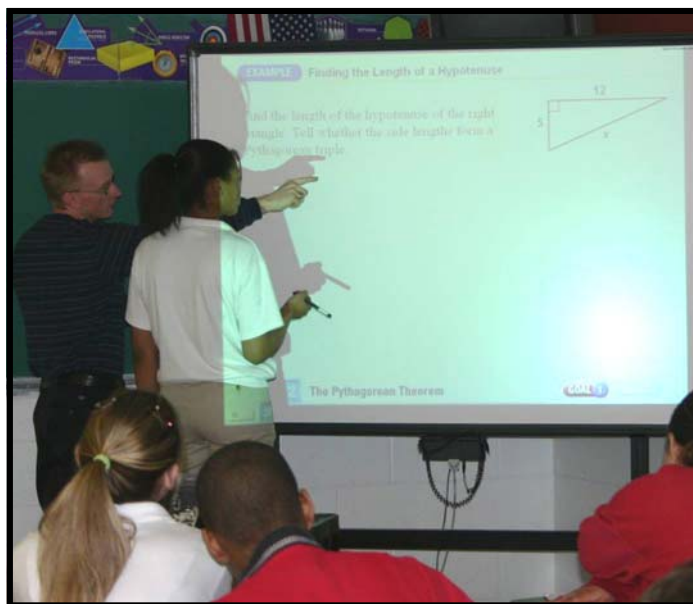
Quarterly Showcase:

St. Peter Chanel High School—Bedford, OH

St. Peter Chanel High School, located in Bedford, OH, is a diocesan, comprehensive, Catholic high school for young men and women of different cultural backgrounds. The school has about 400 students, and its mission is to prepare these students for the challenges of life by fostering academic excellence, critical thinking skills and a willingness to serve humankind by living the Gospel message of peace, social justice and respect for life.

Mr. Paul E. Tressa, the Geometry Teacher at St. Peter Chanel, is one of the primary users of the Numonics Digital Presentation Appliance (DPA) at the school. When we asked Mr. Tressa to tell us a little about his use of the DPA, he had this to say:

"The DPA has totally changed my style, delivery, and my method of instruction in my Geometry classroom. With the DPA, I am



Mr. Tressa using the DPA to explain the Pythagorean Theorem to his class.

able to draw accurate geometric figures in half the time it takes to draw them on the chalkboard."

He also went on to say that in a recent unit he taught on circles, he was able to easily and quickly draw circles using the VWB shape tool, meaning he didn't have to

use a compass. He also found the straight line tool extremely useful when he taught on right triangles—again he was able to draw accurate shapes using the VWB shape tools.

"I was also able to utilize different colors (just like the figures in the textbook). This

helped students clearly distinguish between angle measurements and side lengths of right triangles," Mr. Tressa stated.

In addition, he finds the graph paper background within VWB to be very useful when he reviews Algebraic concepts, such as graphing parallel & perpendicular lines. This background helps students better understand the slope of a line, and it comes in handy they are learning the distance formula.

"Overall, I am extremely happy using the DPA and I cannot visualize myself ever going back to the chalkboard. After a few short weeks of practice and training, you will wonder how you ever taught math without the DPA. Trust me, you will love it!"

To submit your comments or your own testimonials, please email Mandy Childs at mandyc@numonics.com.